

ELIMINATE

TOILET ODOUR.

SAVE ENERGY

AND OP COSTS

The most effective toilet odour extraction system.



Cisterns - HZ101

hygizone™
Superior Odour Extraction


Transform your bathroom into a **Hygizone**.

The smart thinking **source-based** toilet odour extraction system.


For Cisterns



How to install



- Installed cisterns. (a)
- Drill appropriate size hole in the Flush-Pipe (hole size indicated on Hygizone Flush-Saddle) (b).
- Fasten the Hygizone Flush-Saddle to the Flush-pipe using the inner-clamp and straps (c).
- Clip the Hygihose onto the Flush-Saddle and ensure hose runs uphill to avoid forming a water trap in the hose (d).





It's More Hygienic

The Hygizone system has proven to be the most effective extraction solution in preventing harmful germs and bacteria from contaminating the air you breathe.



It's Fresher

The Hygizone eliminates the need for costly air fresheners that are often overpowering and only serve to mask odour problems, instead of eliminating them at the source.



100% User-Satisfaction

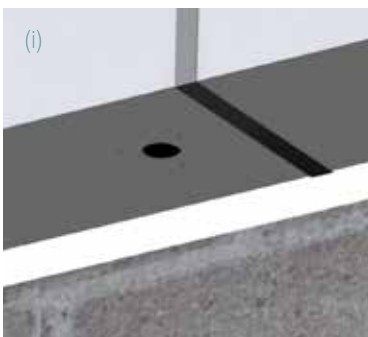
Toilets fitted with the the Hygizone keep tenants and customers happy.

For Masonry Application



- Route the Hygihose to the extraction duct (e,f,g,h)

For Drywall Application



- Drill a hole in the extraction duct (i)
- Fit the hygizone Duct-Spigot (j)
- Connect the Hygihose (k,l)



Hygizone for Cisterns

Fits Concealed Cistern

Fits Low Level Cistern



HZ101 - Concealed Cistern



Items included in the system



Flush-Saddle (various sizes included)



Duct-Spigot



4m Hygihose & Flush-Connector & Duct-Connector



All Fasteners & Connectors Needed



Detailed Installation Leaflet

Hello!

We're here to help! Contact us to find out more about the Hygizone system

Guaranteed Performance,
Proven Results.

hygizone[™]
Superior Odour Extraction

hygizone.com • info@hygizone.com